

# Drawer Box Construction with Cabineo and Mozaik Software



"With Cabineo we can offer a strong and durable product at a good price for our customers. Any additional cost of the cabineo is offset by speed of assembly with no exposed fasteners. The quality of the fasteners also means no call backs."

**Andy Sutherlin, Flawless CNC, Fort Worth, TX**



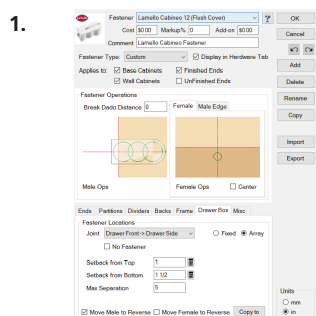
"Using Cabineo for drawer boxes was such an improvement over Confirmat screws that it made my installer cry."

**Ahmet Kaplan, CWA Cabinets- Norcross, GA**

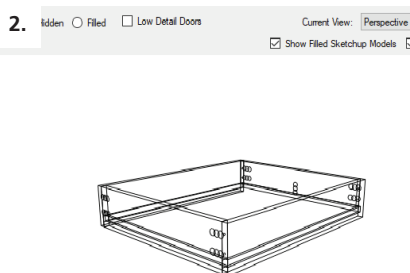
Scan here to see more application inspirations



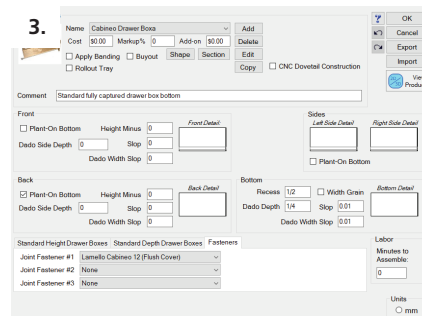
## How it works:



Current Mozaik subscribers can navigate to library/hardware/fastener/joint template and choose Cabineo connector-flush cover. Then choose parameters in drawer box.



On 3D view of box, ensure all parameters are set correctly for box construction and make adjustments before fabrication.



Set the size of drawers with those parameters and input drawer box sizes.



Route or drill the Cabineo pocket to correct depth and route additional shoulder for flush-mount installation.



Install Cabineo connectors into pockets. Use mallet if necessary.



Assemble bottom of drawer into dado first and put side of drawer on next. Turn the clutch down on drill drivers. Using an impact driver is not advised!



Assemble the back of drawer box.



Finish by assembling front of drawer box.



Completed box.



Cabineo 8	Qty.	Art. No.
(White) For center panels includes ball tip driver	500 2000	<b>186310</b> <b>186311</b>
(Black) For center panels includes ball tip driver	500 2000	<b>186340</b> <b>186341</b>



Cabineo 12	Qty.	Art. No.
(White) For corner connections includes ball tip driver	500 2000	<b>186320</b> <b>186321</b>
(Black) For corner connections includes ball tip driver	500 2000	<b>186330</b> <b>186331</b>



Cabineo 8 M6	Qty.	Art. No.
(White) includes ball tip driver	500 2000	<b>186315</b> <b>186316</b>
(Black) includes ball tip driver	500 2000	<b>186345</b> <b>186346</b>



Cabineo Insert Nut	Qty.	Art. No.
M6 x 12.3mm* for material 14-16mm	100	<b>186370</b>
M6 x 15.3mm* for material 17-25mm	100	<b>186375</b>
M6 x 12.3mm* for material 14-16mm	500	<b>186371</b>
M6 x 15.3mm* for material 17-25mm	500	<b>186376</b>

\* includes installation tool



Cabineo Accessories	Art. No.
Cabineo 4mm magnetic hex drive tool with handle	<b>256300</b>



Cabineo 4mm magnetic hex driver - fits traditional drill chucks and tool handle	<b>276312</b>
--	---------------



80mm long Cabineo driver bit	<b>276308</b>
------------------------------	---------------



4mm hex drive tool - 100 pack	<b>276309</b>
-------------------------------	---------------



Cabineo 8 M6 installation tool	<b>276310</b>
--------------------------------	---------------



Cabineo X*	Qty.	Art. No.
(White)	500 2000	<b>186360</b> <b>186361</b>
(Black)	500 2000	<b>186365</b> <b>186366</b>

\* screws sold separately



Cabineo X Screws	Qty.	Art. No.
Cabineo 12 Screw	500 2000	<b>186380</b> <b>186381</b>



Cabineo 8 Screw	500	<b>186382</b>
-----------------	-----	---------------



Cabineo 8M6 Screw	500	<b>186384</b>
-------------------	-----	---------------



Cabineo X shelf support 05mm	500	<b>186386</b>
---------------------------------	-----	---------------



Cabineo X shelf support 03mm	500	<b>186388</b>
---------------------------------	-----	---------------



Cabineo X screw-in aid, works with Cabineo driver bit item 276308	500	<b>276313</b>
---	-----	---------------

100 Pieces

Cabineo Cover Caps*	Art. No.
---------------------	----------

Signal White (S) Pure White (W) Fawn Brown (R) Brown Beige (B) Window Grey (F) Ivory (H) Papyrus White (P) Dark Grey (A) Black (T)	<b>186350</b>
--	---------------

2000 Pieces

Signal White (S) Pure White (W) Fawn Brown (R) Brown Beige (B) Window Grey (F) Ivory (H) Papyrus White (P) Dark Grey (A) Black (T)	<b>186351</b>
--	---------------

100 Pieces

Silver (C) Nickel (N) Dark Steel (D)	<b>186350</b>
--	---------------

2000 Pieces

Silver (C) Nickel (N) Dark Steel (D)	<b>186351</b>
--	---------------

\* when ordering, please mention the letter  
associated with the color after the part number



Your distribution partner: