

Lamello

Face Frame Cabinets with P-System



"The P-System has totally revolutionized how we build and finish face frame cabinets. It saves us time and allows us to improve the quality and efficiency of our finishing process. A Zeta machine is at every cabinet-makers bench, as much of a staple as a cordless drill."

Jeff Tilton, Production Manager, Jewett Farms & Co, York, Maine



"The Lamello P-System connectors save a lot of time and has greatly improved the quality of our face frame cabinets. Adding the Lamello Zeta P2 was an investment that is definitely paying for itself."

Jason Stimis, Owner, Stimis Enterprises, LLC, Allen, MD



"The Zeta P2 and Tenso system has been an absolute game changer for our shop. The set up speed, repeatability, and reliability of the P-System system has allowed us to move quickly during fabrication and installation while still allowing us the flexibility to remove and attach face frames easily."

Ken Decost, Materia Millworks, Avon, MA

Scan here to see more application inspirations




How it works:

1.




Lay out connector slot location on back side of face frames

2.




Set stop square on Zeta P2 to appropriate height

3.



Set top adjustment knob to correct setting

4.



Cut slots on face frame

5.



Cut corresponding slots on cabinet boxes

6.



Install connectors

7.



Install pre-load clip

8.



Apply glue (when using Tenso)

9.



Install face frame

Lamello

P-System tools, connectors & accessories

For in-depth
Lamello how-to
videos, visit our
Lamello Lessons
YouTube channel



Zeta P2 biscuit joiner	Art. No.
In systainer, with carbide cutter and drill jig	101402S
In systainer, with diamond cutter and drill jig	101402DS



Zeta P2 cordless biscuit joiner, DP (diamond)	Art. No.
In systainer, incl. 2 batteries and charger	101801SD
In systainer, without batteries, without charger	101800SD



P-System connector assortment basic	Art. No.
Includes: 80 pairs Clamex P-14, 80 pairs Tenso P-14 incl. clip, 60 pairs Clamex P-14/10 Medius, 20 pieces Bisco P-14, Tenso P-14/10 preload tool, Systainer II T-Loc incl. compartment dividers	145314



P-System connector assortment professional	Art. No.
Includes: 120 pairs Clamex P-14, 30 pairs Clamex P-14/10 Flexus, 30 pairs Clamex P-10, 80 pairs Tenso P-14 incl. clip, 30 pairs Tenso P-10 incl. clip, 20 pieces Bisco P-14, 20 pieces Bisco P-10, 80 pairs Divario P-18, Divario installation tool/drill/marketing gauge, Clamex P installation tool, Tenso P-14/10 preload tool, Sortainer T-loc	145312



Divario P-18 Starter set	Art. No.
In systainer3, includes: Divario P-18, 80 pairs, drill, marking jig in metal and installation tool	145551



Clamex P-14	Art. No.
80 pairs	145334
300 pairs	145346
1000 pairs	145356



Clamex P-14/10 Medius	Art. No.
80 pairs	145370
300 pairs	145371



Clamex P-10	Art. No.
80 pairs	145372
300 pairs	145373
1000 pairs	145374



Clamex P-14/10 Flexus	Art.No.
80 pairs	145315
300 pairs	145316
1000 pairs	145317



Bisco P-14	Art. No.
80 pieces	145301
300 pieces	145302
1000 pieces	145303



Bisco P-10	Art. No.
80 pieces	145304
300 pieces	145305



Divario P-18	Art. No.
80 pairs	145550
300 pairs	145560
1000 pairs	145570



Tenso P-14	Art. No.
80 pairs	145415
80 pairs, with preload clip	145415S
300 pairs	145425
1000 pairs	145435



Tenso P-14 preload clip	Art. No.
300 pieces	145426
1000 pieces	145436



Tenso P-10	Art. No.
80 pairs, with preload clip	145418
300 pairs, with preload clip	145428
1000 pairs, with preload clip	145438

Your distribution partner: