


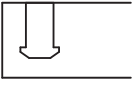
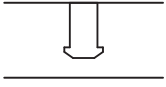



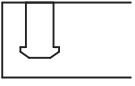
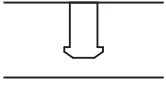



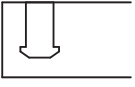
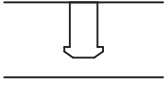



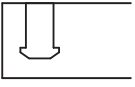
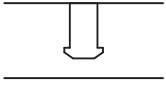



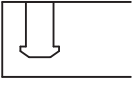
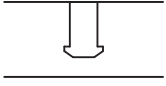



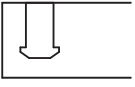

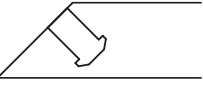
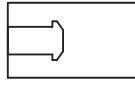

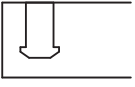
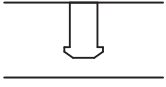
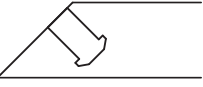
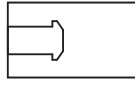


ATEMAG – CNC Partner

Winkelaggregate / angle aggregates



* Die Aggregate sind z.T. mit unterschiedlichen Spannsystemen erhältlich, verlangen Sie bei der Bestellung die Version für das P-System von Lamello
Anwendungs-Freigabe des P-System-Fräasers auf dem Aggregat beim BAZ Hersteller einholen

Aggregate aggregates	passendes Werkzeug matching tool (Art.Nr. Lamello)	Nuttiefe in Plattenmitte Groove depth in surface	Winkel angle				
 MONO * Function Line mit 1 Ausgang for 1 tool	132142 132143	0 – 15 mm	90°				
 DUO * Function Line mit 2 Ausgängen for 2 tools	132142 132143 132153 +	0 – 15 mm	90°				
 QUATTRO * Function Line mit 4 Ausgängen for 4 tools	132142 132143 132153 +	0 – 15 mm	90°				
 EXTRA II * Function Line zum Eckenausklinken to notch corners	132144	0 – 15 mm	90°				
 EXTRA * Function Line „Schlosskastenfräsaggregat“ lock case aggregate	132154 + 132155 +	0 – 15 mm	90°				
 VARIO VISO * Function Line verstellbar, Digitalanzeige adjustable, digital display	132142 132143 132153 +	(0 – 9 mm)	0 – 90°				
 VARIO VISO * Smart Line verstellbar, Digitalanzeige adjustable, digital display	132142 132143 132153 +	0 – 14 mm	0 – 90°				

+ = zusätzlich 132142

Spannzange ER 32 = Spannbereich 1 – 20 mm / Spannzange ER 25 = Spannbereich 1 – 16 mm